



## Basevan.com General Inspection

### Inspection details

Name of inspector	Franklyn T Bromfield
Date of inspection	07/02/2025
Signature	

### Vehicle details

Vehicle registration	CN06CKG
Vehicle chassis no.	WDB90366224948450
Miles (if in km, multiply by 0.62)	102,548
Make	Mercedes Benz
Model	Sprinter
Transmission	Automatic
Factory immobiliser installed	Yes
Speed limiter installed	No
Drive configuration	RWD
Gross Vehicle Weight (kg)	3500
Towing capacity	2800kg
Tow bar installed	No

### Off side front

Age (month/year) Manufactured	01/16
Make, brand.	Other (comment)
Tyre size	Not here (see comment)
Pressure 1	
Pressure 2	
Wearing / Perishing (inner)	Replace soon
Wearing / Perishing (outer)	Replace soon
tread depth (mm)	3
General comments	tyre close to its final day



## Basevan.com General Inspection

Images of tyre





## Basevan.com General Inspection



### Near side front

Age (month/year) Manufactured	20:22
Make, brand.	Budget
Tyre size	Not here (see comment)
Pressure 1	
Pressure 2	
Wearing / Perishing (inner)	none
Wearing / Perishing (outer)	None
tread depth (mm)	6
General comments	sturdy tyre





## Basevan.com General Inspection

Images of tyre



### near side rear

Age (month/year) Manufactured	17/19
Make, brand.	Other (comment)
Tyre size	Not here (see comment)
Pressure 1	
Pressure 2	
Wearing / Perishing (inner)	Replace soon
Wearing / Perishing (outer)	None
tread depth (mm)	8
General comments	good tread but moderate perishing



## Basevan.com General Inspection


Images of tyre







## Basevan.com General Inspection



### Off side rear

Age (month/year) Manufactured	42/19
Make, brand.	Budget
Tyre size	Not here (see comment)
Pressure 1	
Pressure 2	
Wearing / Perishing (inner)	none
Wearing / Perishing (outer)	None
tread depth (mm)	6
General comments	solid tyre



## Basevan.com General Inspection

Images of tyre	
----------------	--

### off side Inner (for twin wheel vans)

Is the vehicle a twin wheel axle? (if no don't fill out)	
Age (month/year) Manufactured	
Make, brand.	
Tyre size	
Pressure 1	
Pressure 2	
Wearing / Perishing (inner)	
Wearing / Perishing (outer)	
tread depth (mm)	
General comments	
Images of tyre	

### near side Inner (for twin wheel vans)

Is the vehicle a twin wheel axle? (if no don't fill out)	
Age (month/year) Manufactured	
Make, brand.	
Tyre size	
Pressure 1	
Pressure 2	
Wearing / Perishing (inner)	
Wearing / Perishing (outer)	
tread depth (mm)	
General comments	
Images of tyre	

### Spare wheel

Spare installed? (If no, don't fill out)	
Age (month/year) Manufactured	
Make, brand.	
Tyre size	
Pressure 1	
Pressure 2	



## Basevan.com General Inspection

Wearing / Perishing (inner)	
Wearing / Perishing (outer)	
tread depth (mm)	
General comments	
Images of tyre	

## Vehicle locking


Factory central locking fitted?	Yes
Response from key fob?	Yes
Response from in-cab locking button?	Yes
Do all the doors lock from central locking function?	All
Select the following doors that lock.	O/S Front, N/S SL, O/S Rear, N/S Rear, N/S Front
Method of locking	Fob
In conclusion can all the doors be locked in some way and thus the vehicle can be left unattended at night safely?	Yes





## Basevan.com General Inspection

How many keys present at time of inspection?



Comment

works as should, auto locking rear latches fitted

### In cab checks

Number of seats (cab only)	Driver & 2 passenger
Cab heater check	Works on all settings
Comment on cab heater	1,2,3,4 functional
Electric windows present	
Cab windows function check	Driver side function, Passenger side function
Air conditioning present	Yes
Charging socket present (cigarette lighter)	Yes



## Basevan.com General Inspection


Function working?	Yes
Radio / Media system fitted?	Yes
Radio / media system check	Requires code
Reverse camera present?	No
Reverse camera functioning?	N/A
Show any damage or missing items	

## General mechanical checks

Fuel level	1/2 Full
Oil level	Full
Oil conditon	
Start up, chassis battery check	Started, but required boost pack
Start-up from cold	2 seconds
Exhaust smoke from cold	Normal
Output Voltage of Alternator test	13.6
Chain or Belt driven engine?	Chain
If belt any proof of change?	n/a
Coolant condition	Clean
Coolant level	Full
Anti-freeze temperature check	-17
Washer fluid	Full
Brake fluid	Full
Power steering fluid	Maximum
Dashboard warning light	No warning lights
OBD Scan results	



## Basevan.com General Inspection

Engine bay photo	
Comment	2.7L auto, pure filth!